

Treasure Island Game

I can follow and give instructions involving position, direction and movement.

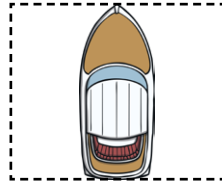


Instructions

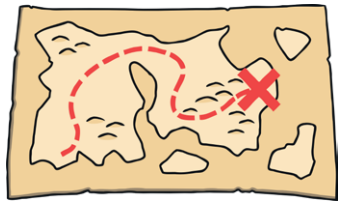
1. Cut out the boat and place it on the start tile.
2. One child takes a treasure card from the top, keeps it a secret and directs the others to move the pirate ship to the object on the card.
3. Use positional and directional vocabulary, such as right turn, left turn, quarter turn, half turn, forwards and backwards.
4. Try to avoid the sharks.
5. If the boat safely reaches the object, the child may keep the treasure card, but if not it should be returned to the pile.
6. Repeat until the treasure cards are finished and the winner is the player with the most.



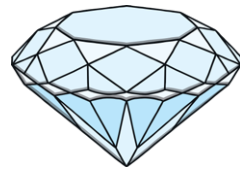
Treasure Island Game Cards and Counter



Map



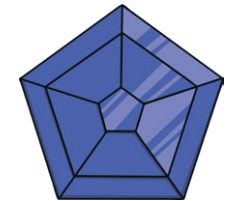
Diamond




Ruby



Sapphire




Emerald



Gold Coins



Pearls



Gold Bars



Earrings



Necklace



Gold Goblet



Silver Sword

